




9<sup>th</sup> and 10<sup>th</sup> Grade Families:

This document will help you prepare your student to take the MAP Growth (NWEA) test. Students will take Math and ELA NWEA Exams on **Monday, 1/11 and Tuesday 1/12** with their Math and English teachers during their scheduled class time. Students will need to go to their Math and ELA zoom sessions and take the exam during that time.

Please remember this is a **requirement** for students to attend their Math and ELA zoom sessions on **Monday, January 11th and Tuesday, January 12th**

**What is MAP Growth?**

 <p>MAP Growth helps teachers understand what students know today, so goals can be set to improve growth throughout the year. <b>Students cannot pass or fail this test.</b></p>	 <p><b>This test will not affect grades.</b> In fact, it's normal for students to only answer about half the questions correctly. <b>Please don't help them!</b></p>	 <p>Given the challenges of learning from home, MAP Growth test results are especially helpful for us this year. <b>These results will help us know what students are ready to learn.</b></p>
---	---	---

### Prior to Test Day

1. Make sure your device has an internet connection
2. Disable pop-up blocking on your internet browser
3. Make sure your device meets testing requirements using the [Device Readiness Check](#)
4. Watch the MAP Growth [introduction video](#)
5. Practice the test at [practice.mapnwea.org](https://practice.mapnwea.org)  
(Username: grow, Password: grow)

### On Test Day

1. Minimize distractions for your child as much as possible
2. Provide a quiet testing environment
3. Allow the teacher/proctor to open the session first
4. Log in at [test.mapnwea.org](https://test.mapnwea.org)
5. Make sure you have a way to communicate with the teacher/proctor during the test

**\*\*If you have any questions, please contact your Math and ELA teachers.**